

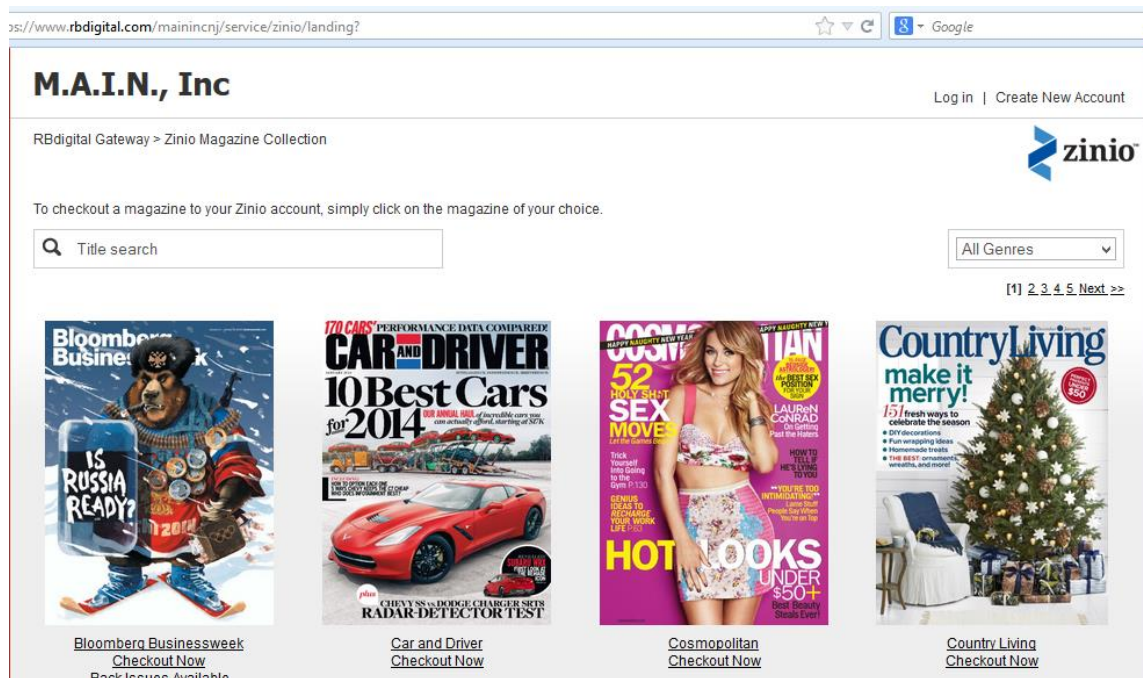
Zinio Online Magazine Instructions for Computers and Mobile Devices.

The Morris County Libraries, or MAIN, are excited to make available to its patrons Zinio, an online magazine resource that allows you to read your favorite magazines online. All you need to access this service is an active library card from a library in Morris County and a working e-mail address.

It is important to note that using the Zinio app will only let you read the items you have already checked out from the website. You cannot checkout new material from the App. You must be careful using the app, because you are able to purchase new magazines that you will be charged for. You must use the website below to checkout new magazines for free from the library. If you are using a mobile device you must follow all of the instructions below before being able to access material on the Zinio App. (Note: when you come back to Zinio you will always sign in twice with your username and password).

Step 1

To access this service simply go to our website: www.montvillelibrary.org and click on the Zinio link, or click on/type out the address: www.rbdigital.com/mainincnj/service/zinio/landing?

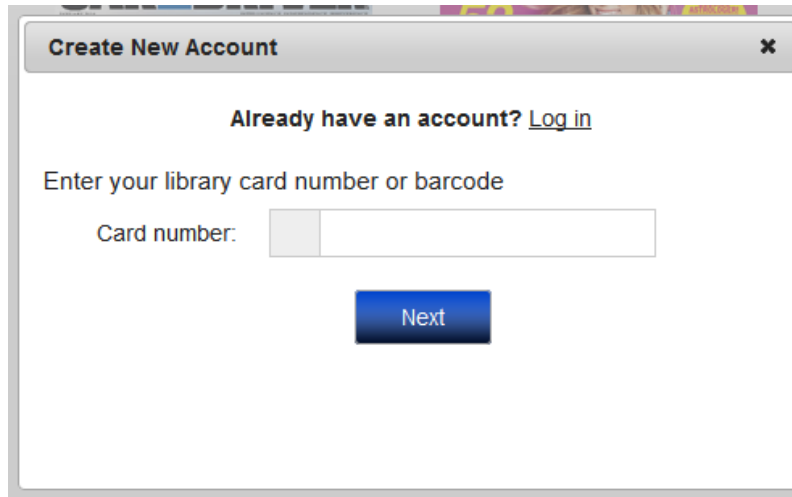


If this is your first time using this service click [Create New Account](#) located in the top right hand corner of the screen.

At the bottom right hand of this screen is the [Help](#) link. If you click on [Help](#), you will be taken to a screen where you will submit your question/difficulty to Zinio. The help desk will contact you via e-mail. This service is free and very effective for problems with the service.

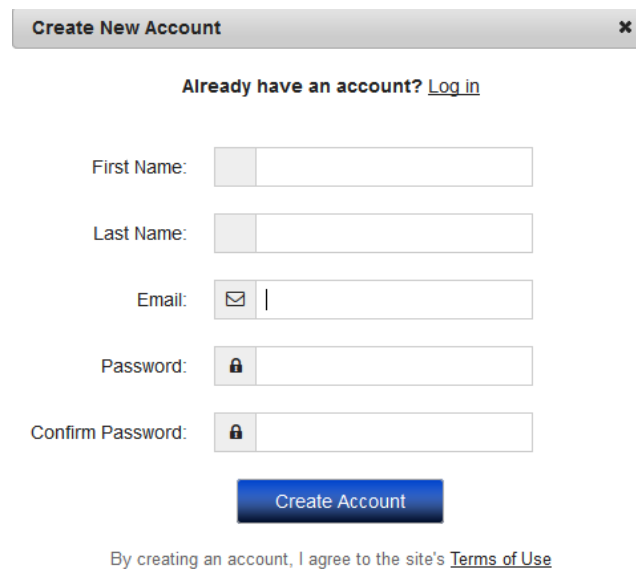
Step 2

After clicking on [Create New Account...](#)



The screenshot shows a window titled "Create New Account" with a close button (X) in the top right corner. Inside the window, the text "Already have an account? [Log in](#)" is displayed. Below this, the instruction "Enter your library card number or barcode" is shown. A label "Card number:" is followed by a text input field. A blue button labeled "Next" is positioned below the input field.

...this screen will appear. Simply type in your whole library card number in and click next. *(Note: if you card is blocked either by fines, overdues, or if your card is expired, this will not work and you will have to come in to fix your account.)*



The screenshot shows the same "Create New Account" window. The text "Already have an account? [Log in](#)" is at the top. Below it, there are five input fields with labels: "First Name:", "Last Name:", "Email:", "Password:", and "Confirm Password:". Each label is followed by a text input field. The "Email:" field has an envelope icon on the left. The "Password:" and "Confirm Password:" fields have a lock icon on the left. A blue button labeled "Create Account" is located below the input fields. At the bottom of the window, the text "By creating an account, I agree to the site's [Terms of Use](#)" is displayed.

You will then need to fill out the form that pops up with your first and last name, a valid e-mail account, and you will select your password. Please be sure to type in your e-mail address correctly, if it is misspelled the account will have to be recreated. When you have filled in the form click [Create Account](#).

Step 3

You are now ready to check out a magazine. (Note: when you come back to Zinio you will always sign in twice with your username and password).

1.A.I.N., Inc

Welcome, Giova

Digital Gateway > Zinio Magazine Collection

checkout a magazine to your Zinio account, simply click on the magazine of your choice.

[Go to My Checked](#)

[1]



[Bloomberg Businessweek](#)
[Checkout Now](#)



[Car and Driver](#)
[Checkout Now](#)



[Cosmopolitan](#)
[Checkout Now](#)



[Country Living](#)
[Checkout Now](#)

Click on a magazine for more information or simply click [Checkout Now](#).


If you click on the magazine you will be taken to a page...

To checkout a magazine to your Zinio account, simply click on the checkout button.

[Go to My Checked-out Magazines](#)

Q Title search

All Genres



Bloomberg Businessweek

January 06, 2014


Each issue of Businessweek features in-depth perspectives on the financial markets, industries, trends, technology and people guiding the economy. Draw upon Businessweek's timely incisive analysis to help you make better decisions about your career, your business, and your personal investments.

Available on:
iPhone, iPad, Android PDF, Zinio Reader 4, Zinio OLR, RIM, Win 8, Win 8 Phone

country: United States
language: English
genre: Business

Checkout

Back Issues



...which will give you more information and will show you all, if any, back issues of the magazine available to download. You can click *Checkout* from here.

(Important Note for patron's using mobile devices: if this is your first time using Zinio you must complete the instructions to the end to set up your account and to set up the app on your device. After you have set up an account and set up the app at this point after you click checkout, the item will be available on your device in the Zinio app.)

After you click [Checkout](#) you will get this screen:

Success! ✕

You have successfully checked out the January 06, 2014 issue of "Bloomberg Businessweek"



Bloomberg Businessweek

January 06, 2014

Available on:
iPhone, iPad, Android PDF, Zinio Reader 4, Zinio OLR,
RIM, Win 8, Win 8 Phone

country: United States
language: English
genre: Business

[Keep Browsing](#) [Start Reading](#)

Please Note: Have you created a zinio.com personal reading list account? If not, you will need to click "Create a Zinio account" in the pop up screen after "Start Reading."

Click [Keep Browsing](#) to checkout more magazines or [Start Reading](#) to read the magazine from your desktop.

After clicking [Start Reading](#), you will be brought to a page that requires a second sign in, using the e-mail and password you previously entered.

zinio


SHOP MAGAZINES

READ ARTICLES

YOUR LIBRARY

[Sign in](#) | [Sign up](#)

Search



Your issue of Bloomberg Businessweek is here!

New to Zinio?

Please register to set up your digital magazine delivery.

First name

Last name

Email Address

Password

Confirm Password

If you already have an account, [sign in here](#)

☒ Send me email updates about features, new products, and special offers from Zinio and its publishers.

By signing up, I agree to Zinio's [Terms of Service](#) and [Privacy Policy](#).

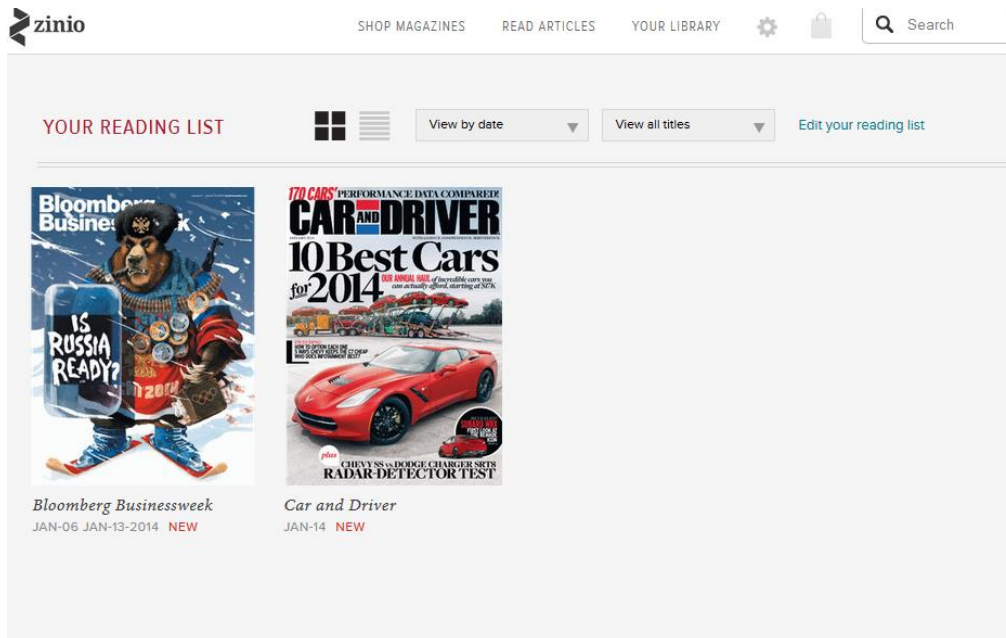
REGISTER

Simply type in your information and click register and you are ready to read the magazines you have checked out.

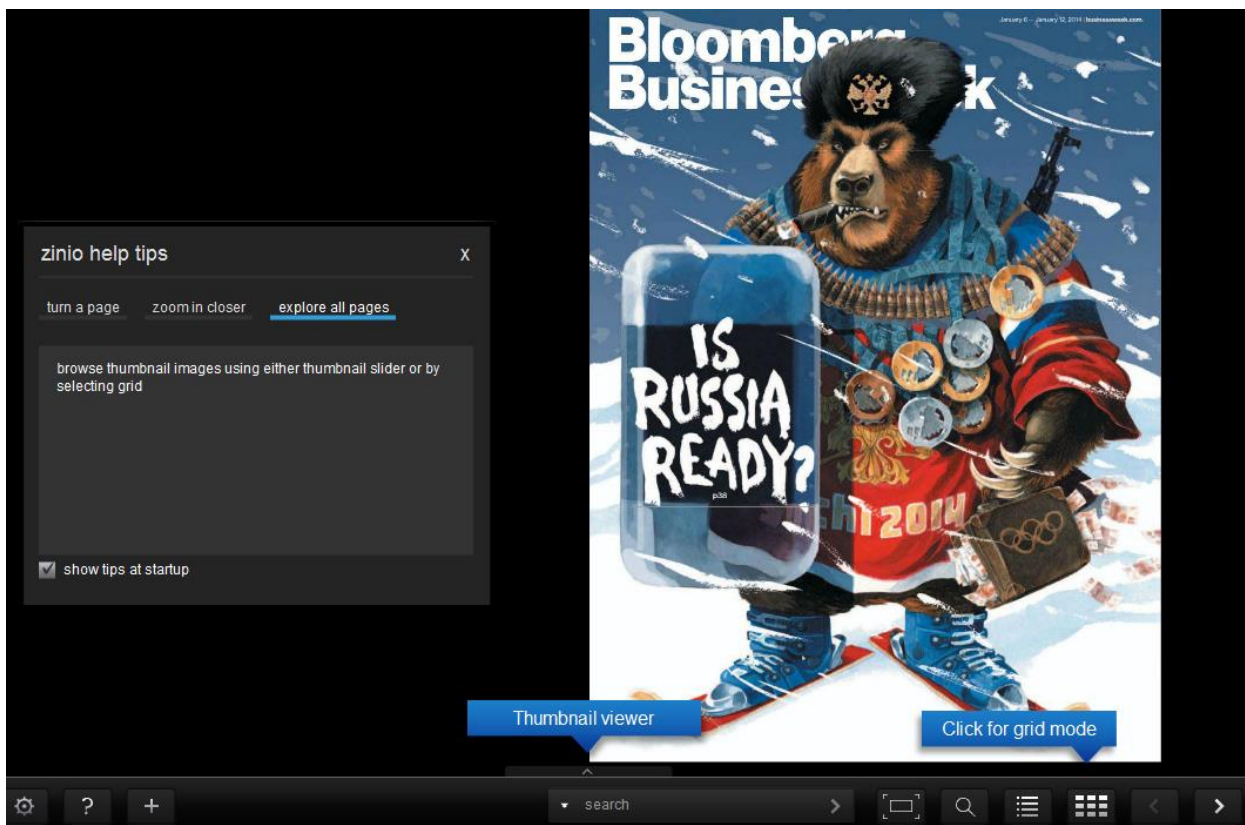
Important Note: Zinio sells magazines as well and if you keep the [Send me e-mail updates](#) checked, they will contact you about magazines for sale.

Step 4

You are now ready to read your magazine on your computer desktop.



Click on the magazine that you have checked out.



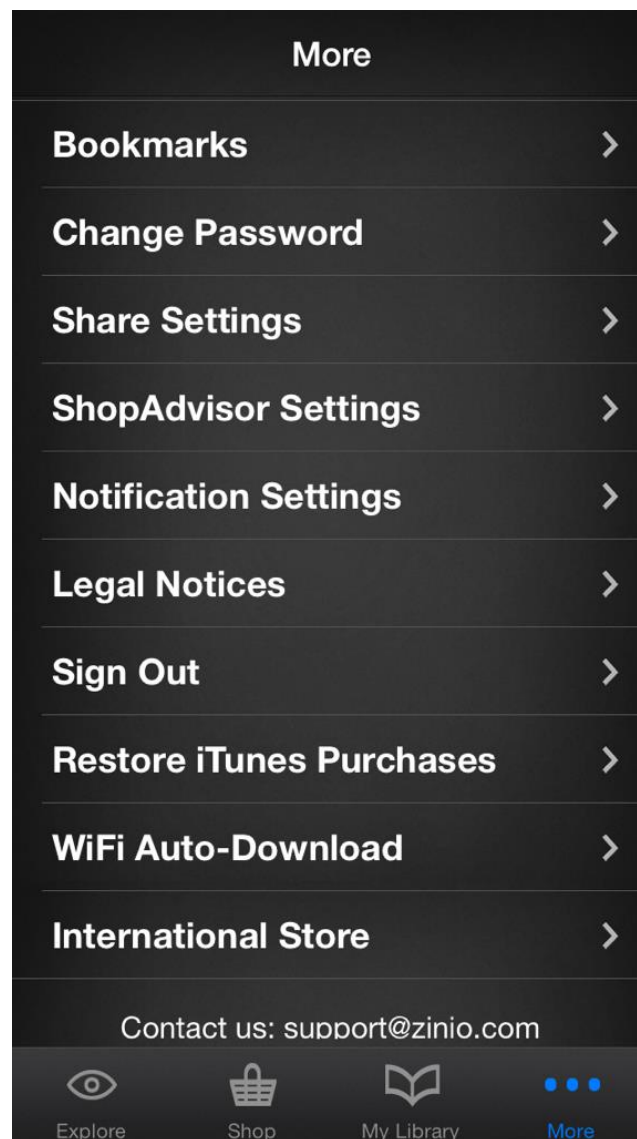
You can now start to read. There will be tips that pop up that you can shut off or leave on for whenever you open a new magazine. When you are finished reading you can simply close the page and sign out of Zinio.

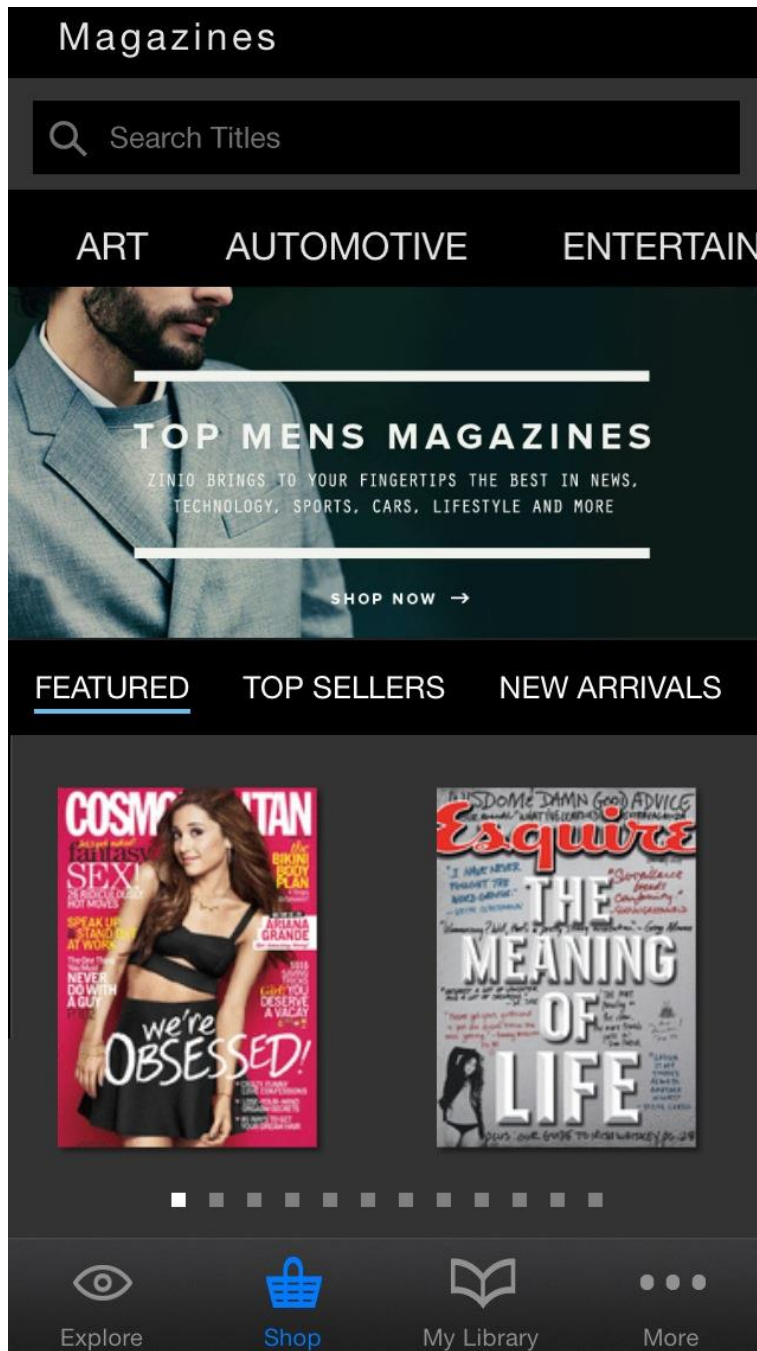
Step 5: Mobile Devices Users Only

If you wish to read items on your mobile device, you must follow the above instructions to set up the account. These must be done from the website, you cannot check new materials out from the App. Once your account and app are set up, you must use the website to check out new magazines. The website is the only place to check out new materials, after you check it out from the website it will be available in the app immediately.

Go to your Device's App store and search for Zinio. Download the free app. Click on the App and you will start on the main screen.

Click on the *More* symbol and then click on *Sign in* to log in. Use the e-mail and password that you used to set up your account.





(Important Note: Zinio also sells online magazines and subscriptions. They sell from the App. So from this app you can BUY new magazines. You Cannot Checkout magazines from the library, you can only checkout magazines from the library using the website. Any new magazines you get through the app you will be charged for them. Clicking on the shop icon in the App will take you shopping not to items available to you through your library.)

The **Explore** screen in the app will take you through free articles and previews that Zinio offers. The **Shop** icon will allow you to BUY new magazines through Zinio. The **Library** icon will take you to the list of magazines that you have checked out through the library's website. You can only get new magazines added by going to the website. You can click on the magazine to download, open, and read. Many magazines have special features and videos that you can explore using this app.